



SANTAFE 



For more details,
please consult your Hyundai dealer.


HYUNDAI MOTOR INDIA LTD
5th-6th Floor,
Corporate One - Bani Building,
Plot No.-5, Commercial Centre,
Jasola, New Delhi-110076
Tel: 011 - 66022000
Fax: 011 - 66022201 - 02
www.hyundai.co.in

Copyright © 2011. Hyundai Motor India Limited. All Rights Reserved.


A white Mazda Santa Fe SUV is shown from a front-three-quarter view, driving on a bridge. The car is positioned on the left side of the frame, moving towards the right. The bridge's cables and structure are visible in the background, creating a sense of depth and movement. The sky is bright and clear, suggesting a sunny day. The car's license plate area displays the word "SANTA FE".

Luxury on wheels.

They say it's impossible to overdo luxury. The Santa Fe is as close as it comes to that possibility. From the sleek lines of the design, to the lavish interiors, this car spells luxury with every inch. Add to that ground-breaking technology and features and you have a car is truly well-appointed.



Performance is another reason you'll love the Santa Fe. Dynamic driving, smooth ride, precise handling, and incredibly quiet interiors – just some of the other things that'll make you fall for this car.



SETTING A NEW STANDARD FOR SAFETY SYSTEMS

Keeping you and your loved ones safe is a basic and essential concern when deciding on which vehicle to buy. Look no further. Hyundai Motor has made safety the top priority when designing the Santa Fe. The protective capabilities may not be readily apparent to the eye, but this SUV is thoroughly equipped to withstand diverse collision scenarios.

The Santa Fe body featuring Five-Star Safety Technology, provides the most complete protection possible

Safety is built into the Santa Fe from the start. The high-rigidity body is designed for the most effective impact distribution in frontal or lateral collisions to minimize deformation. The Santa Fe received Five Stars for collision safety in New Car Assessment Program (NCAP) tests by US National Transportation Safety Board.

6 airbags

Depowered airbags on the driver's and front passenger's seats deploy at reduced force to prevent possible injury. Side airbags and curtain airbags are installed all around to protect occupants from head injuries and help keep them inside in the event of a rollover.



Front active headrests

In the event of a rear-end collision, the head restraint moves forward automatically to minimize the possibility of injury to the head and neck.



Front and rear suspension

The MacPherson strut suspension in the front delivers excellent rigidity and durability for superior handling and collision safety. The multi-link rear suspension improves ride and maneuverability and allows a wider interior space for maximum utility.



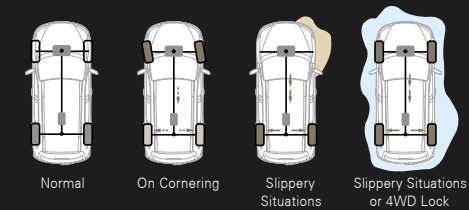
Disc brakes

The Antilock Braking System (ABS) electronically controls all four wheels, while ventilated disc brakes on the front wheels provide optimal braking performance under any circumstance.



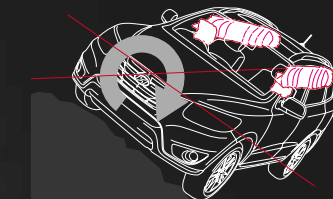
Silica tires

The tires feature a silica-based rubber compound that provides outstanding grip on wet surfaces and reduced rolling resistance for improved fuel efficiency.



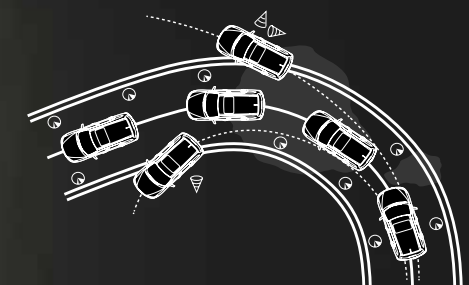
Full-time 4WD system

You get optimal handling at all times. An electronic clutch actively distributes torque to the front and rear wheels to accommodate changing road and vehicle conditions.



Rollover Sensor

This sophisticated safety system monitors vehicular angle and can predict a rollover, activating the side and curtain airbags to protect the occupants from head injuries.



ESP (Electronic Stability Program)

The electronic stability program detects if the vehicle is starting to lose traction, even before the brakes are applied. The system responds immediately by applying the appropriate brake force on each wheel and adjusting engine torque to stabilize the vehicle. The ESP integrates the functions of the EBD (Electronic Brake-force Distribution) system, ABS (Anti-lock Brake System) and TCS (Traction Control System) to provide greater driving stability when driving through curves or on slippery road surfaces.





CARING TECHNOLOGY

The Santa Fe's craftsmanship is inspired by the heart and completed with technology. You will continue to be pleasantly surprised by the features you discover throughout the vehicle when driving or parked.

Super-vision cluster: Chrome rings add elegance to the easy-to-read Supervision cluster.

Cruise control: The best, most fuel efficient and most relaxing way to maintain a constant speed.

The center fascia enhances the interior and delivers high fidelity sound: When you're behind the wheel, the center fascia serves as a welcome companion to enhance your driving pleasure. The attractive silver paint and exquisite overall design impression are a pleasure to behold. The audio quality is superb, and the diverse control buttons are arrayed for easy use from behind the wheel.

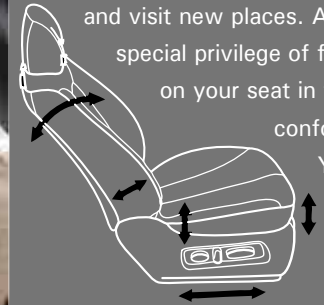
Dual zone fully automatic air conditioner: The system will automatically adjust the interior temperature to match the setting made by the occupant, ensuring optimal riding comfort

Cluster ionizer: This built-in system improves interior air quality. A fan is used to generate ion plasma that helps clean the air and suppress bacterial growth in the cabin.





10-way power adjustable driver's seat
 The Santa Fe will make you want to drive further and visit new places. As a driver, you get the special privilege of fine-tuning the settings on your seat in ten different ways to conform to your body type. You'll feel as refreshed at the end of your trip as you were when you started out.



Seat variations for four distinct spatial arrangements. The Santa Fe's seating for seven occupants can be reconfigured to enjoy greater comfort when on a long drive, ensure ample cargo space on a business trip or carry odd-shaped items on a holiday. Especially when the seating adjustments are so easy to make.

THINGS YOU CAN ENJOY ABOUT THE SANTA FE



- A. Audio remote on the steering wheel:** With the remote control built onto the steering wheel, you can adjust your audio system safely while driving. The simple, modern design adds sophistication to the steering wheel as well.
- B. 6-disc in-dash CD changer system:** The high-performance audio system will make any genre of music sound fantastic. The 6-disc CD changer is built into the dashboard, adding convenience and variety to audio entertainment.
- C. Cooler:** The unit keeps beverages cool for a long time, making driving on hot summer days more refreshing for everyone.
- D. Auxiliary, USB and MP3 ports:** Diverse external devices can be plugged into the onboard sound system for unlimited music access.
- E. Smart key with push button start:** Sensors in the Santa Fe detect the smart key's presence and the doors can be unlocked by just pressing a button on the outside door handle. Add to this, the Smart Key also facilitates keyless ignition and remote opening of the doors and boot.

THINGS EVERYONE CAN ENJOY ABOUT THE SANTA FE



A. Projection headlamps

They offer a modern yet sophisticated look, adding class to the front styling of the Santa Fe.

B. Fog lamps with clear lenses

Visibility is improved in inclement weather for greater driving safety.

C. Heated outside mirrors & stylish side repeaters

Thermal wires are built into the mirror to remove frost or fog for greater driving safety in cold weather. The elegantly designed side repeaters enhance the exterior look.

D. Roof rail

The silver color compliments the dynamic look of this SUV and adds a touch of luxury.

E. Rear wiper

Precipitation on the rear window can be removed for a safer rearview.

F. Hatchback handle


The design is attractive and offers a great grip. The hatchback opens and closes easily and is user-friendly for women too.

G. Twin exhausts

The dynamic SUV image is accentuated by dual exhausts. Their design hints of the thrill you get when driving the Santa Fe.



- | | | |
|---|---|---------------------------|
| 1 | 2 | 1. Projection headlamps |
| 3 | 4 | 2. Rear Spoiler |
| | | 3. Door Handle |
| | | 4. Rear Combination Lamps |



A SPECIAL KIND OF DRIVING EXCITEMENT

The Santa Fe experience goes beyond power and ride smoothness. Now there's the satisfaction of doing more for the environment and saving more on fuel costs.

The Santa Fe engine delivers great output and fuel efficiency at the same time. Hyundai engines have been developed steadily to satisfy conflicting goals: high power and low fuel consumption. As a result, we have meticulously reworked our designs and replaced materials to maximize performance and economy at the same time. And now, you can benefit from our dedication to excellence when you drive the new Santa Fe.



R 2.2 CRDi Engine

Type	DOHC
Displacement	2,199cc
Max. Power	197ps / 3,800 rpm
Max. Torque	MT 42.9kg.m / 1800~2,500rpm AT 44.5kg.m / 1800~2,500rpm

Santa Fe's six-speed manual transmission boasts of an exceptional shift quality, NVH characteristics, durability and comes with a shift indicator to encourage optimal driving habits, generating better fuel efficiency whereas the advanced silky-smooth six-speed H-matic transmission is ideal for those who want an automobile that is both easy and fun to drive.

TECHNICAL SPECIFICATIONS

ITEMS	2WD MT	4WD MT	4WD AT
DIMENSIONS (mm)			
Overall Length		4,660	
Overall Width		1,890	
Overall Height*		1,760	
Wheelbase		2,700	
Ground Clearance		200	
Front Track		1,615	
Rear Track		1,620	
Fuel Tank capacity (litre)		70	
ENGINE			
Type		R 2.2 CRDi	
Displacement cc		2,199	
Maximum Power ps/rpm		197 / 3,800	
Maximum Torque kgm/rpm	42.9 / 1,800 - 2,500	42.9 / 1,800 - 2,500	44.5 / 1,800 - 2,500
TRANSMISSION			
Type	6-Speed MT	6-Speed MT	6-Speed AT
Drive System	2WD	4WD <small>(on demand with lock function)</small>	4WD <small>(on demand with lock function)</small>
SUSPENSION			
Front	MacPherson Strut Type		
Rear	Multi Link Type		
BRAKES			
Front	Ventilated Disc		
Rear	Solid Disc		
TYRE			
Size	235/60 R18 Tubeless		

FEATURES

SAFETY

Dual front airbags with passenger detection system
Front side airbags
Curtain airbags
Active head rest*
Electronic Stability Program (ESP)*
Rollover sensor
ABS with EBD
Silica tires
Parking sensor
Impact sensing door unlock
Height adjustable front seat belts
Engine immobiliser
Keyless entry with security alarm
Central door locking
Door courtsey lamp
Child seat anchor
Driver seatbelt reminder

DIMENSIONS



*With roof rail. Some of the equipments illustrated or described in this leaflet may not be supplied as standard equipment and may be available at extra cost. The features and specifications stated in this leaflet may not be available in India. Hyundai Motor India reserves the right to change specifications and equipment without prior notice. The colour plates shown may vary slightly from the actual colours due to the limitations of the printing process. Please consult your Hyundai dealer for full information and availability on colours and trim.

FEATURES

EXTERIOR & INTERIOR

R18 Alloy Wheels
Projection head lamps
Front and rear lower bumper inserts
Roof rails
Fog lamps front & rear
Rear spoiler with high mounted stop lamp
Body color front grille with chrome embellishments
Chrome tipped Twin exhaust
Roof mounted micro antenna
Body colored outside mirror housing
Body colored outside door handles with chrome inserts
Rear defogger
2-Tone beige interiors
Blue LED illumination
Leather seats and trim
Leather wrapped steering wheel
Leather & metal finish gear knob
Metal finish inside door handles
Wood finish interior inserts
Metal finish inserts on doors and dashboard
Supervision cluster**

COMFORT & CONVENIENCE

Cruise control*
10-way adjustable power driver seat with lumbar support
4 way power adjustable front passenger seat
Tilt and telescopic steering
Dual zone fully automatic temperature control
2 & 3 row A/C vents with independent 3rd row controls
Outside mirrors - electric retractable, electric adjustable, heated, integrated turn indicators
6 CD changer MP3 player with USB, AUX in and iPod connectivity
6 speaker system with amplifier, woofer and tweeters
Steering with audio remote
Cool box in central console armrest
Cluster ionizer
MT shift indicator***
Driver window with pinch guard, autodown and up
Front center armrest with storage
60:40 split folding 2nd row seat
Rear center armrest with cup holders
3rd row seat 50/50 split folding with flat bed platform
Sun visors with illuminated vanity mirrors and extensions
Dual sun glass holder
Intermittent wiper and washer
Front and rear power windows
Tachometer
Trip computer with distance to empty
Front up-down & tilt able head rest
All head rests with up-down adjustable function
Luggage net & hooks
Smart key with push button start**

*available with 4WD only ** available with AT only *** available with MT only

BODY COLOURS



Crystal White



Sleek Silver



Ice Silver



Carbon Grey



Phantom Black

WHEEL



R18 Alloy Wheel